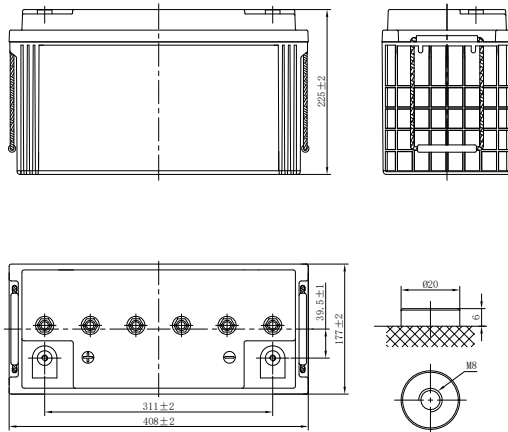



URC SERIES-LEAD CARBON

URC12-100 (12V100Ah)



T11

CHARACTERISTICS

Item	Specifications	
Rated Voltage	12V	
Nominal Capacity (25°C)	C ₁₀ , 1.80V/cell	100Ah
Dimension	Length	408mm (16.1inches)
	Width	177mm (6.97inches)
	Container Height	225mm (8.86inches)
	Total Height	225mm (8.86inches)
Approx Weight	39.0kg (86.0lbs)	
Terminal	T11(M8)	
Container Material	ABS (UL94 HB or V-0 optional)	
Short-circuit current	2000A	
Internal Resistance (25°C)	Approx 6 mΩ (Fully charged)	
Operating Temp. Range	Discharge	-20~55°C (-4~131°F)
	Charge	-20~40°C (-4~104°F)
	Storage	-20~50°C (-4~122°F)
Nominal Operating Temp. Range	25±3°C (77±5°F)	
Max.Charging Current (25°C)	0.3C	
Charge voltage (25°C)	Standby Use	Cycle Use
	/	2.35-2.40V/cell
Temp. Coefficient	/	-5mV/cell/°C
	40°C (104°F)	103%
Effect of temp. to Capacity	25°C (77°F)	100%
	0°C (32°F)	86%
Self Discharge	≤3.5% per month at 25°C (77°F)	

DISCHARGE TABLE

Constant Current Discharge (Amperes) at 25°C (77°F)											
F.V/Time	30min	1h	2h	3h	4h	5h	6h	7h	8h	10h	20h
1.95V/cell	47.3	35.5	22.5	17.8	15.1	12.8	11.2	9.90	9.20	7.60	4.10
1.90V/cell	59.1	43.0	26.8	20.8	17.6	14.9	13.0	11.5	10.7	8.80	4.70
1.85V/cell	70.4	48.9	31.1	24.8	20.8	17.4	15.1	13.2	11.9	9.90	5.20
1.80V/cell	78.8	53.8	33.1	25.4	21.2	17.7	15.3	13.4	12.2	10.0	5.30
1.75V/cell	83.7	55.6	33.5	26.0	21.6	17.9	15.4	13.5	12.3	10.2	5.40
1.70V/cell	87.3	56.8	33.9	26.5	21.9	18.1	15.5	13.6	12.4	10.3	5.50
Constant Power Discharge (Watts/cell) at 25°C (77°F)											
F.V/Time	30min	1h	2h	3h	4h	5h	6h	7h	8h	10h	20h
1.95V/cell	88.5	66.2	43.0	33.0	28.0	24.2	21.4	19.6	18.1	15.3	8.20
1.90V/cell	110.6	80.3	51.2	38.7	32.7	28.1	24.6	22.5	20.6	17.7	9.40
1.85V/cell	134.1	95.6	60.4	46.5	38.5	32.5	28.3	25.4	23.5	20.0	10.5
1.80V/cell	147.5	100.3	63.2	47.2	39.4	33.1	29.0	26.2	24.2	20.3	10.7
1.75V/cell	165.7	103.9	63.5	47.9	39.9	33.7	29.5	26.7	24.7	20.4	10.8
1.70V/cell	168.6	105.1	63.9	48.9	40.4	34.3	30.0	27.1	24.9	20.6	10.9

URC SERIES-LEAD CARBON

URC12-100 (12V100Ah)



APPLICATIONS

- Mobile container storage system
- Peak load shifting energy storage system
- Oil and electricity hybrid energy storage system
- Grid frequency adjustment energy storage system
- New energy communication base station, IDC, UPS etc.
- New energy generation (solar, wind, PV/wind hybrid) access to energy storage systems

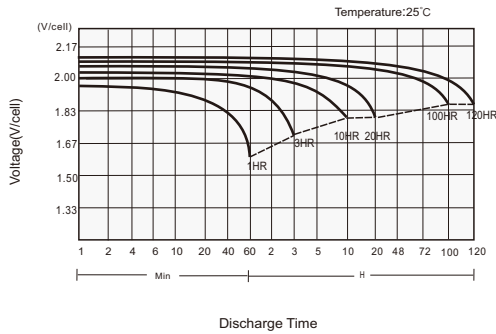
GENERAL FEATURES

- Super Carbon technology enhanced active material to maximize cycle performance and PSoC operation
- 100% leak tested to ensure seal integrity
- High-strength, High Temperature resistant, UL94-V0 Compliant Case and Cover optional
- Extended service life in high temperature applications

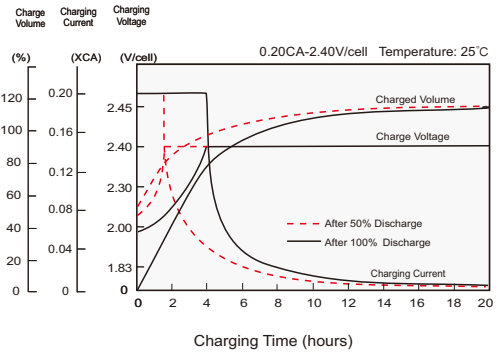
STANDARDS

- Compliance with IEC 61427, BS EN 61427 standards

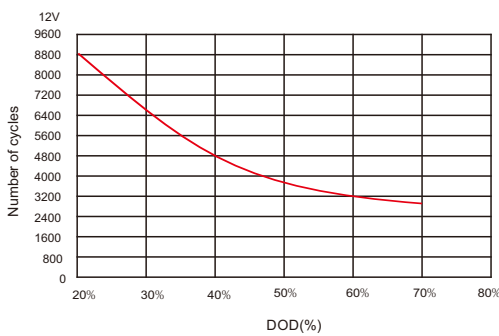
Discharge Characteristics



Charging Characteristics



Cycle Life in Relation to DoD



Self Discharge Characteristics

